Diaphragm Strain Gauges for Pressure Sensors and Force Transducers

Description

BCM SENSOR diaphragm KA-series strain gauges are specially developed for manufacturing precision pressure sensors, while the KC-series strain gauge are for manufacturing precision force transducers. For the purpose of the specific application, the full-bridge strain gauges are temperature and creep compensated, and they can be either encapsulated or open-faced according to the requirement.

The karma gauges can be manufactured with effective modulus compensation (E.M.C.). The E.M.C. gauges are mostly for manufacturing low-cost force transducers, because with the E.M.C. gauges the manufacturers can eliminate the use of compensation resistors and achieve the sensitivity compensation.

For creep compensation, there are 18 creep codes: “N10, N9, N8, ..., O, ..., P5, P6, P7". The “N10” is the most negative creep code, while the “P7" is the most positive one. The “O” stands for a moderate creep code. For a specific strain gauge, please find its available creep code below its dimensions at the “Option *9" on the following pages. For a customized creep code, consult BCM SENSOR.

For more information on temperature compensation (S.T.C.), creep compensation, and E.M.C. of strain gauges, please

Ordering Information

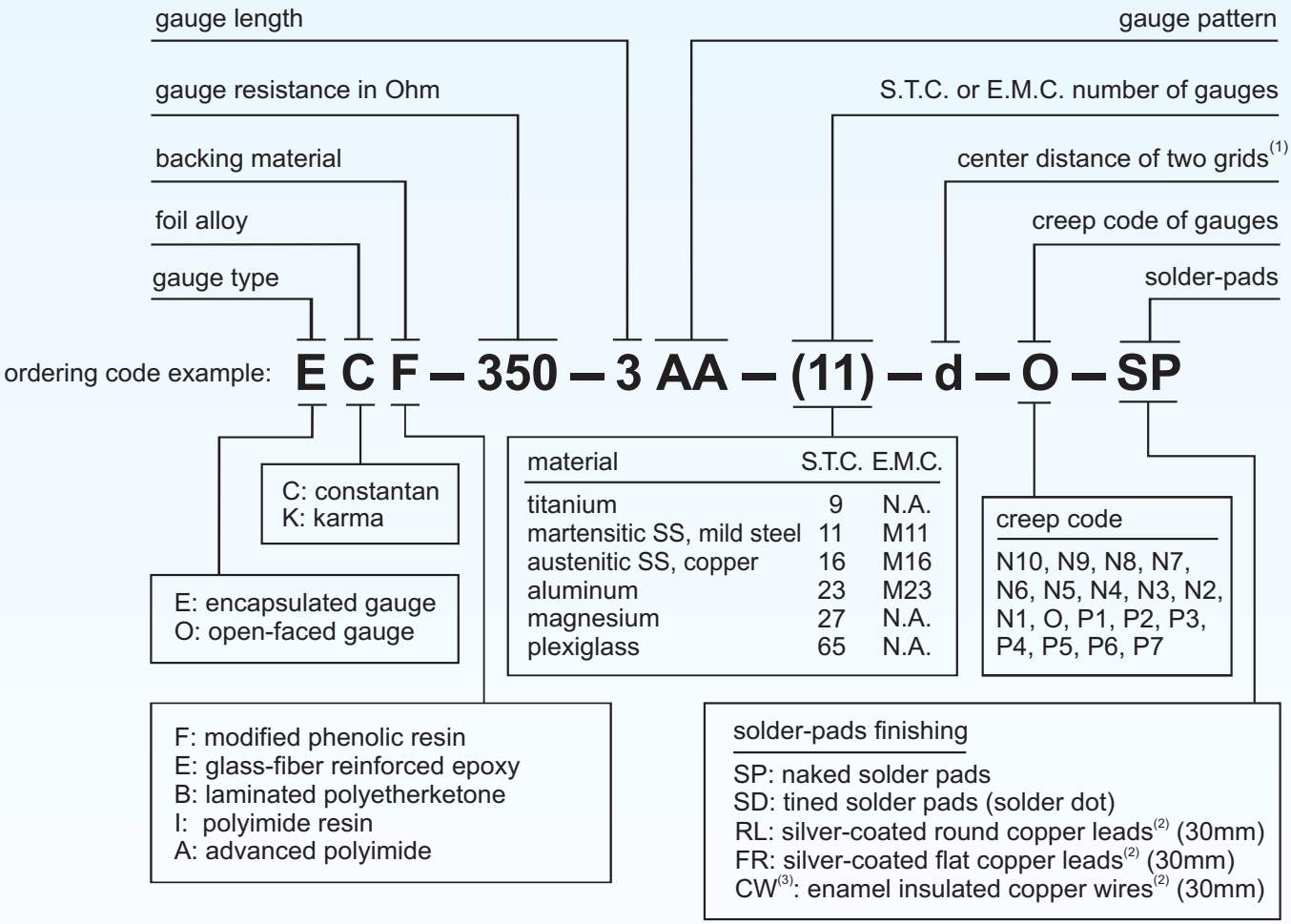

Notes: (1) The center distance of two grids only applies to the half-bridge and full-bridge strain gauges.
(2) The length of the leads and wires can be customized on request.
(3) The highest operating temperature of enamel insulated copper wires (CW) is 150°C.

BCM SENSOR TECHNOLOGIES BVBA

Industriepark Zone 4, Brechtsebaan 2
B-2900 Schoten - Antwerpen, BELGIUM

Tel.: +32-3-238 6469
Fax: +32-3-238 4171

website: www.bcmsensor.com
email: sales@bcmsensor.com

Diaphragm Strain Gauges for Force and Pressure Transducers

BCM SENSOR

Technical Data

KA Pattern Diaphragm Strain Gauges: 7.0mm, 350Ω

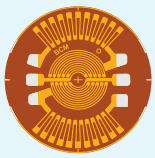

Schematic Diagram:

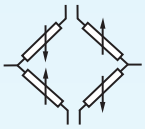

Dimensions in mm and inch	
Grid Diameter	Backing Diameter
6.0	7.0
0.236	0.276

Suggested Ordering Codes

ECF-350-7KA-(11)-O-SP
ECF-350-7KA-(23)-O-SP

Variants: *1C*3-350-7KA-(*7)-*9-*10

Option *1	Option *3	Option *7	Option *9	Option *10
Gauge Type	Backing Material (Working Temp.)	S.T.C.	Creep Code	Solder-pad Finishing
E: encapsulated O: open faced	F (-30 ~ +80°C) E (-30 ~ +80°C) B (-45 ~ +150°C) I (-60 ~ +160°C) A (-160 ~ +200°C)	11: martensitic steel (e.g., mild steel, 17-4PH SS) 16: austenitic steel (e.g., 304 SS), or copper 23: aluminum	O	SP: naked solder pads SD: solder dots RL: round copper leads FR: flat copper leads CW: enamel insulated copper wires

KA Pattern Diaphragm Strain Gauges: 14.0mm, 350Ω and 1000Ω

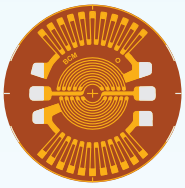

Schematic Diagram:

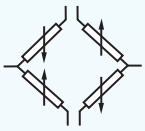

Dimensions in mm and inch	
Grid Diameter	Backing Diameter
12.8	14.0
0.504	0.551

Suggested Ordering Codes

ECF-350-14KA-(11)-O-SP
ECF-350-14KA-(23)-O-SP
EKF-1000-14KA-(11)-O-SD
EKF-1000-14KA-(23)-O-SD

Variants: *1C*3-350-14KA-(*7)-*9-*10, and *1K*3-1000-14KA-(*7)-*9-*10

Option *1	Option *3	Option *7	Option *9	Option *10
Gauge Type	Backing Material (Working Temp.)	S.T.C. or E.M.C.	Creep Code	Solder-pad Finishing
E: encapsulated O: open faced	F (-30 ~ +80°C) E (-30 ~ +80°C) B (-45 ~ +150°C) I (-60 ~ +160°C) A (-160 ~ +200°C)	11 or M11: martensitic steel (e.g., mild steel, 17-4PH SS) 16 or M16: austenitic steel (e.g., 304 SS), or copper 23 or M23: aluminum Note: E.M.C. is only for karma (K) gauges.	N3, O, P4	SP: naked solder pads SD: solder dots RL: round copper leads FR: flat copper leads CW: enamel insulated copper wires

BCM SENSOR TECHNOLOGIES BVBA

Industriepark Zone 4, Brechtsebaan 2
B-2900 Schoten - Antwerpen, BELGIUM

Tel.: +32-3-238 6469
Fax: +32-3-238 4171

website: www.bcmsensor.com
email: sales@bcmsensor.com

Diaphragm Strain Gauges for Force and Pressure Transducers

KA Pattern Diaphragm Strain Gauges: Karma, 14.0mm, 2000Ω

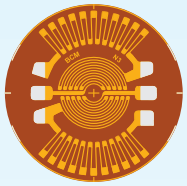

Schematic Diagram:

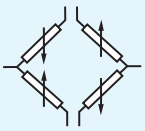

Dimensions in mm and inch	
Grid Diameter	Backing Diameter
13.2	14.0
0.520	0.551

Suggested Ordering Codes

EKF-2000-14KA-(11)-N3-SD
EKF-2000-14KA-(23)-N3-SD

Variants: *1C*3-2000-14KA-(*7)-*9-*10

Option *1	Option *3	Option *7	Option *9	Option *10
Gauge Type	Backing Material (Working Temp.)	S.T.C. or E.M.C.	Creep Code	Solder-pad Finishing
E: encapsulated O: open faced	F (-30 ~ +80°C) E (-30 ~ +80°C) B (-45 ~ +150°C) I (-60 ~ +160°C) A (-160 ~ +200°C)	11 or M11: martensitic steel (e.g., mild steel, 17-4PH SS) 16 or M16: austenitic steel (e.g., 304 SS), or copper 23 or M23: aluminum	N5, N3	SP: naked solder pads SD: solder dots RL: round copper leads FR: flat copper leads CW: enamel insulated copper wires

KA Pattern Diaphragm Strain Gauges: Karma, 14.3mm, 3000Ω

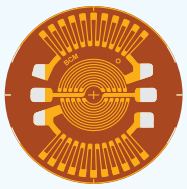

Schematic Diagram:

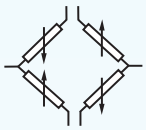

Dimensions in mm and inch	
Grid Diameter	Backing Diameter
13.5	14.3
0.531	0.563

Suggested Ordering Codes

EKF-3000-14.3KA-(11)-O-SD
EKF-3000-14.3KA-(23)-O-SD

Variants: *1K*3-3000-14.3KA-(*7)-*9-*10

Option *1	Option *3	Option *7	Option *9	Option *10
Gauge Type	Backing Material (Working Temp.)	S.T.C. or E.M.C.	Creep Code	Solder-pad Finishing
E: encapsulated O: open faced	F (-30 ~ +80°C) E (-30 ~ +80°C) B (-45 ~ +150°C) I (-60 ~ +160°C) A (-160 ~ +200°C)	11 or M11: martensitic steel (e.g., mild steel, 17-4PH SS) 16 or M16: austenitic steel (e.g., 304 SS), or copper 23 or M23: aluminum Note: E.M.C. is only for karma (K) gauges.	O	SP: naked solder pads SD: solder dots RL: round copper leads FR: flat copper leads CW: enamel insulated copper wires

BCM SENSOR TECHNOLOGIES BVBA

Industriepark Zone 4, Brechtsebaan 2
B-2900 Schoten - Antwerpen, BELGIUM

Tel.: +32-3-238 6469
Fax: +32-3-238 4171

website: www.bcmsensor.com
email: sales@bcmsensor.com

Diaphragm Strain Gauges for Force and Pressure Transducers

KA Pattern Diaphragm Strain Gauges: 20.0mm, 350Ω, 700Ω and 1000Ω

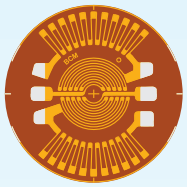

Schematic Diagram:

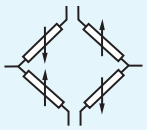

Dimensions in mm and inch	
Grid Diameter	Backing Diameter
19.0	20.0
0.748	0.787

Suggested Ordering Codes

ECF-350-20KA-(11)-O-SP
ECF-350-20KA-(23)-O-SP
ECF-700-20KA-(11)-O-SP
ECF-700-20KA-(23)-O-SP
EKF-1000-20KA-(11)-O-SD
EKF-1000-20KA-(23)-O-SD

Variants: *1C*3-350-20KA-(*7)-*9-*10, *1C*3-700-20KA-(*7)-*9-*10, and *1K*3-1000-20KA-(*7)-*9-*10

Option *1	Option *3	Option *7	Option *9	Option *10
Gauge Type	Backing Material (Working Temp.)	S.T.C. or E.M.C.	Creep Code	Solder-pad Finishing
E: encapsulated O: open faced	F (-30 ~ +80°C) E (-30 ~ +80°C) B (-45 ~ +150°C) I (-60 ~ +160°C) A (-160 ~ +200°C)	11 or M11: martensitic steel (e.g., mild steel, 17-4PH SS) 16 or M16: austenitic steel (e.g., 304 SS), or copper 23 or M23: aluminum Note: E.M.C. is only for karma (K) gauges.	N3, O, P4	SP: naked solder pads SD: solder dots RL: round copper leads FR: flat copper leads CW: enamel insulated copper wires

BCM SENSOR TECHNOLOGIES BVBA

Industriepark Zone 4, Brechtsebaan 2
B-2900 Schoten - Antwerpen, BELGIUM

Tel.: +32-3-238 6469
Fax: +32-3-238 4171

website: www.bcmsensor.com
email: sales@bcmsensor.com

Diaphragm Strain Gauges for Force and Pressure Transducers

KA-A Pattern Diaphragm Strain Gauges: 7.0mm, 350Ω

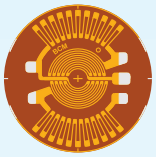

Schematic Diagram:

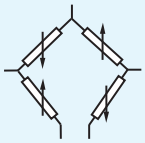

Dimensions in mm and inch	
Grid Diameter	Backing Diameter
6.0	7.0
0.236	0.276

Suggested Ordering Codes

ECF-350-7KA-A-(11)-O-SP
ECF-350-7KA-A-(23)-O-SP

Variants: *1C*3-350-7KA-A-(*7)-*9-*10

Option *1	Option *3	Option *7	Option *9	Option *10
Gauge Type	Backing Material (Working Temp.)	S.T.C.	Creep Code	Solder-pad Finishing
E: encapsulated O: open faced	F (-30 ~ +80°C) E (-30 ~ +80°C) B (-45 ~ +150°C) I (-60 ~ +160°C) A (-160 ~ +200°C)	11: martensitic steel (e.g., mild steel, 17-4PH SS) 16: austenitic steel (e.g., 304 SS), or copper 23: aluminum	O	SP: naked solder pads SD: solder dots RL: round copper leads FR: flat copper leads CW: enamel insulated copper wires

KA-A Pattern Diaphragm Strain Gauges: 14.0mm, 350Ω and 1000Ω

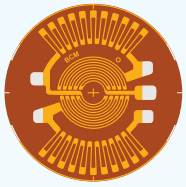

Schematic Diagram:

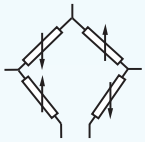

Dimensions in mm and inch	
Grid Diameter	Backing Diameter
12.8	14.0
0.504	0.551

Suggested Ordering Codes

ECF-350-14KA-A-(11)-O-SP
ECF-350-14KA-A-(23)-O-SP
EKF-1000-14KA-A-(11)-O-SD
EKF-1000-14KA-A-(23)-O-SD

Variants: *1C*3-350-14KA-A-(*7)-*9-*10, and *1K*3-1000-14KA-A-(*7)-*9-*10

Option *1	Option *3	Option *7	Option *9	Option *10
Gauge Type	Backing Material (Working Temp.)	S.T.C. or E.M.C.	Creep Code	Solder-pad Finishing
E: encapsulated O: open faced	F (-30 ~ +80°C) E (-30 ~ +80°C) B (-45 ~ +150°C) I (-60 ~ +160°C) A (-160 ~ +200°C)	11 or M11: martensitic steel (e.g., mild steel, 17-4PH SS) 16 or M16: austenitic steel (e.g., 304 SS), or copper 23 or M23: aluminum Note: E.M.C. is only for karma (K) gauges.	O	SP: naked solder pads SD: solder dots RL: round copper leads FR: flat copper leads CW: enamel insulated copper wires

BCM SENSOR TECHNOLOGIES BVBA

Industriepark Zone 4, Brechtsebaan 2
B-2900 Schoten - Antwerpen, BELGIUM

Tel.: +32-3-238 6469
Fax: +32-3-238 4171

website: www.bcmsensor.com
email: sales@bcmsensor.com

Diaphragm Strain Gauges for Force and Pressure Transducers

KA-A Pattern Diaphragm Strain Gauges: Karma, 14.0mm, 2000Ω

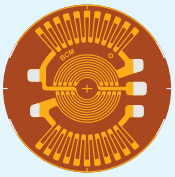

Schematic Diagram:

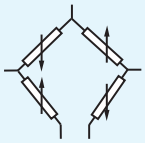

Dimensions in mm and inch		Suggested Ordering Codes
Grid Diameter	Backing Diameter	EKF-2000-14KA-A-(11)-O-SD EKF-2000-14KA-A-(23)-O-SD
12.8	14.0	
0.504	0.551	

Variants: *1C*3-2000-14KA-A-(*7)-*9-*10

Option *1	Option *3	Option *7	Option *9	Option *10
Gauge Type	Backing Material (Working Temp.)	S.T.C. or E.M.C.	Creep Code	Solder-pad Finishing
E: encapsulated O: open faced	F (-30 ~ +80°C) E (-30 ~ +80°C) B (-45 ~ +150°C) I (-60 ~ +160°C) A (-160 ~ +200°C)	11 or M11: martensitic steel (e.g., mild steel, 17-4PH SS) 16 or M16: austenitic steel (e.g., 304 SS), or copper 23 or M23: aluminum	O	SP: naked solder pads SD: solder dots RL: round copper leads FR: flat copper leads CW: enamel insulated copper wires

KA-A Pattern Diaphragm Strain Gauges: Karma, 14.3mm, 2000Ω and 3000Ω

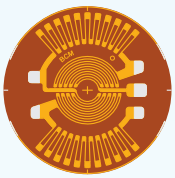

Schematic Diagram:

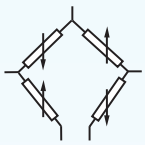

Dimensions in mm and inch		Suggested Ordering Codes
Grid Diameter	Backing Diameter	EKF-3000-14.3KA-(11)-O-SD EKF-3000-14.3KA-(23)-O-SD
13.5	14.3	
0.531	0.563	

Variants: *1K*3-3000-14.3KA-A-(*7)-*9-*10

Option *1	Option *3	Option *7	Option *9	Option *10
Gauge Type	Backing Material (Working Temp.)	S.T.C. or E.M.C.	Creep Code	Solder-pad Finishing
E: encapsulated O: open faced	F (-30 ~ +80°C) E (-30 ~ +80°C) B (-45 ~ +150°C) I (-60 ~ +160°C) A (-160 ~ +200°C)	11 or M11: martensitic steel (e.g., mild steel, 17-4PH SS) 16 or M16: austenitic steel (e.g., 304 SS), or copper 23 or M23: aluminum	O	SP: naked solder pads SD: solder dots RL: round copper leads FR: flat copper leads CW: enamel insulated copper wires

BCM SENSOR TECHNOLOGIES BVBA

Industriepark Zone 4, Brechtsebaan 2
B-2900 Schoten - Antwerpen, BELGIUM

Tel.: +32-3-238 6469
Fax: +32-3-238 4171

website: www.bcmsensor.com
email: sales@bcmsensor.com

Diaphragm Strain Gauges for Force and Pressure Transducers

KA-A Pattern Diaphragm Strain Gauges: 20.0mm, 350Ω, 700Ω and 1000Ω

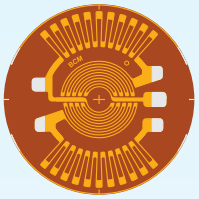

Schematic Diagram:

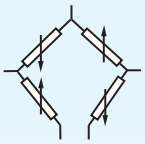

Dimensions in mm and inch	
Grid Diameter	Backing Diameter
19.0	20.0
0.748	0.787

Suggested Ordering Codes

ECF-350-20KA-A-(11)-O-SP
ECF-350-20KA-A-(23)-O-SP
ECF-700-20KA-A-(11)-O-SP
ECF-700-20KA-A-(23)-O-SP
EKF-1000-20KA-A-(11)-O-SD
EKF-1000-20KA-A-(23)-O-SD

Variants: *1C*3-350-20KA-A-(*7)-*9-*10, *1C*3-700-20KA-A-(*7)-*9-*10, and *1K*3-1000-20KA-A-(*7)-*9-*10

Option *1	Option *3	Option *7	Option *9	Option *10
Gauge Type	Backing Material (Working Temp.)	S.T.C. or E.M.C.	Creep Code	Solder-pad Finishing
E: encapsulated O: open faced	F (-30 ~ +80°C) E (-30 ~ +80°C) B (-45 ~ +150°C) I (-60 ~ +160°C) A (-160 ~ +200°C)	11 or M11: martensitic steel (e.g., mild steel, 17-4PH SS) 16 or M16: austenitic steel (e.g., 304 SS), or copper 23 or M23: aluminum Note: E.M.C. is only for karma (K) gauges.	O	SP: naked solder pads SD: solder dots RL: round copper leads FR: flat copper leads CW: enamel insulated copper wires

BCM SENSOR TECHNOLOGIES BVBA

Industriepark Zone 4, Brechtsebaan 2
B-2900 Schoten - Antwerpen, BELGIUM

Tel.: +32-3-238 6469
Fax: +32-3-238 4171

website: www.bcmsensor.com
email: sales@bcmsensor.com

Diaphragm Strain Gauges for Force and Pressure Transducers

BCM SENSOR

KA-B Pattern Diaphragm Strain Gauges: 7.0mm, 350Ω

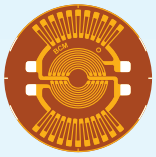

Schematic Diagram:

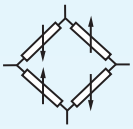

Dimensions in mm and inch	
Grid Diameter	Backing Diameter
6.0	7.0
0.236	0.276

Suggested Ordering Codes

ECF-350-7KA-B-(11)-O-SP
ECF-350-7KA-B-(23)-O-SP

Variants: *1C*3-350-7KA-B-(*7)-*9-*10

Option *1	Option *3	Option *7	Option *9	Option *10
Gauge Type	Backing Material (Working Temp.)	S.T.C.	Creep Code	Solder-pad Finishing
E: encapsulated O: open faced	F (-30 ~ +80°C) E (-30 ~ +80°C) B (-45 ~ +150°C) I (-60 ~ +160°C) A (-160 ~ +200°C)	11: martensitic steel (e.g., mild steel, 17-4PH SS) 16: austenitic steel (e.g., 304 SS), or copper 23: aluminum	O	SP: naked solder pads SD: solder dots RL: round copper leads FR: flat copper leads CW: enamel insulated copper wires

KA-B Pattern Diaphragm Strain Gauges: 14.0mm, 350Ω and 1000Ω



Schematic Diagram:

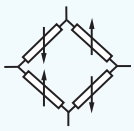

Dimensions in mm and inch	
Grid Diameter	Backing Diameter
12.8	14.0
0.504	0.551

Suggested Ordering Codes

ECF-350-14KA-B-(11)-O-SP
ECF-350-14KA-B-(23)-O-SP
EKF-1000-14KA-B-(11)-O-SD
EKF-1000-14KA-B-(23)-O-SD

Variants: *1C*3-350-14KA-B-(*7)-*9-*10, and *1K*3-1000-14KA-B-(*7)-*9-*10

Option *1	Option *3	Option *7	Option *9	Option *10
Gauge Type	Backing Material (Working Temp.)	S.T.C. or E.M.C.	Creep Code	Solder-pad Finishing
E: encapsulated O: open faced	F (-30 ~ +80°C) E (-30 ~ +80°C) B (-45 ~ +150°C) I (-60 ~ +160°C) A (-160 ~ +200°C)	11 or M11: martensitic steel (e.g., mild steel, 17-4PH SS) 16 or M16: austenitic steel (e.g., 304 SS), or copper 23 or M23: aluminum Note: E.M.C. is only for karma (K) gauges.	O	SP: naked solder pads SD: solder dots RL: round copper leads FR: flat copper leads CW: enamel insulated copper wires

BCM SENSOR TECHNOLOGIES BVBA

Industriepark Zone 4, Brechtsebaan 2
B-2900 Schoten - Antwerpen, BELGIUM

Tel.: +32-3-238 6469
Fax: +32-3-238 4171

website: www.bcmsensor.com
email: sales@bcmsensor.com

Diaphragm Strain Gauges for Force and Pressure Transducers

KA-B Pattern Diaphragm Strain Gauges: Karma, 14.0mm, 2000Ω and 3000Ω

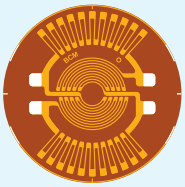

Schematic Diagram:

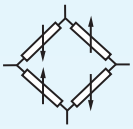

Dimensions in mm and inch		Suggested Ordering Codes
Grid Diameter	Backing Diameter	EKF-2000-14KA-B-(11)-O-SD EKF-2000-14KA-B-(23)-O-SD
12.8	14.0	
0.504	0.551	

Variants: *1C*3-2000-14.3KA-B-(*7)-*9-*10

Option *1	Option *3	Option *7	Option *9	Option *10
Gauge Type	Backing Material (Working Temp.)	S.T.C. or E.M.C.	Creep Code	Solder-pad Finishing
E: encapsulated O: open faced	F (-30 ~ +80°C) E (-30 ~ +80°C) B (-45 ~ +150°C) I (-60 ~ +160°C) A (-160 ~ +200°C)	11 or M11: martensitic steel (e.g., mild steel, 17-4PH SS) 16 or M16: austenitic steel (e.g., 304 SS), or copper 23 or M23: aluminum	O	SP: naked solder pads SD: solder dots RL: round copper leads FR: flat copper leads CW: enamel insulated copper wires

KA-B Pattern Diaphragm Strain Gauges: Karma, 14.3mm, 3000Ω

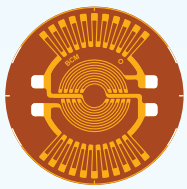

Schematic Diagram:

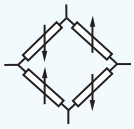

Dimensions in mm and inch		Suggested Ordering Codes
Grid Diameter	Backing Diameter	EKF-3000-14.3KA-B-(11)-O-SD EKF-3000-14.3KA-B-(23)-O-SD
13.5	14.3	
0.531	0.563	

Variants: *1K*3-3000-14.3KA-B-(*7)-*9-*10

Option *1	Option *3	Option *7	Option *9	Option *10
Gauge Type	Backing Material (Working Temp.)	S.T.C. or E.M.C.	Creep Code	Solder-pad Finishing
E: encapsulated O: open faced	F (-30 ~ +80°C) E (-30 ~ +80°C) B (-45 ~ +150°C) I (-60 ~ +160°C) A (-160 ~ +200°C)	11 or M11: martensitic steel (e.g., mild steel, 17-4PH SS) 16 or M16: austenitic steel (e.g., 304 SS), or copper 23 or M23: aluminum Note: E.M.C. is only for karma (K) gauges.	O	SP: naked solder pads SD: solder dots RL: round copper leads FR: flat copper leads CW: enamel insulated copper wires

BCM SENSOR TECHNOLOGIES BVBA

Industriepark Zone 4, Brechtsebaan 2
B-2900 Schoten - Antwerpen, BELGIUM

Tel.: +32-3-238 6469
Fax: +32-3-238 4171

website: www.bcmsensor.com
email: sales@bcmsensor.com

Diaphragm Strain Gauges for Force and Pressure Transducers

KA-B Pattern Diaphragm Strain Gauges: 20.0mm, 350Ω, 700Ω and 1000Ω



Schematic Diagram:

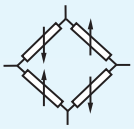

Dimensions in mm and inch	
Grid Diameter	Backing Diameter
19.0	20.0
0.748	0.787

Suggested Ordering Codes

ECF-350-20KA-B-(11)-O-SP
ECF-350-20KA-B-(23)-O-SP
ECF-700-20KA-B-(11)-O-SP
ECF-700-20KA-B-(23)-O-SP
EKF-1000-20KA-B-(11)-O-SD
EKF-1000-20KA-B-(23)-O-SD

Variants: *1C*3-350-20KA-B-(*7)-*9-*10, *1C*3-700-20KA-B-(*7)-*9-*10, and *1K*3-1000-20KA-B-(*7)-*9-*10

Option *1	Option *3	Option *7	Option *9	Option *10
Gauge Type	Backing Material (Working Temp.)	S.T.C. or E.M.C.	Creep Code	Solder-pad Finishing
E: encapsulated O: open faced	F (-30 ~ +80°C) E (-30 ~ +80°C) B (-45 ~ +150°C) I (-60 ~ +160°C) A (-160 ~ +200°C)	11 or M11: martensitic steel (e.g., mild steel, 17-4PH SS) 16 or M16: austenitic steel (e.g., 304 SS), or copper 23 or M23: aluminum Note: E.M.C. is only for karma (K) gauges.	O	SP: naked solder pads SD: solder dots RL: round copper leads FR: flat copper leads CW: enamel insulated copper wires

BCM SENSOR TECHNOLOGIES BVBA

Industriepark Zone 4, Brechtsebaan 2
B-2900 Schoten - Antwerpen, BELGIUM

Tel.: +32-3-238 6469
Fax: +32-3-238 4171

website: www.bcmsensor.com
email: sales@bcmsensor.com

Diaphragm Strain Gauges for Force and Pressure Transducers

KC Pattern Diaphragm Strain Gauges: 20.0mm, 350Ω and 1000Ω



Schematic Diagram:

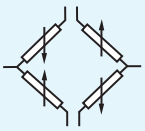

Dimensions in mm and inch	
Grid Diameter	Backing Diameter
19.0	20.0
0.748	0.787

Suggested Ordering Codes

ECF-350-20KC-(11)-O-SP
ECF-350-20KC-(23)-O-SP
EKF-1000-20KC-(11)-O-SD
EKF-1000-20KC-(23)-O-SD

Variants: *1C*3-350-20KC-(*7)-*9-*10, and *1K*3-1000-20KC-(*7)-*9-*10

Option *1	Option *3	Option *7	Option *9	Option *10
Gauge Type	Backing Material (Working Temp.)	S.T.C. or E.M.C.	Creep Code	Solder-pad Finishing
E: encapsulated O: open faced	F (-30 ~ +80°C) E (-30 ~ +80°C) B (-45 ~ +150°C) I (-60 ~ +160°C) A (-160 ~ +200°C)	11 or M11: martensitic steel (e.g., mild steel, 17-4PH SS) 16 or M16: austenitic steel (e.g., 304 SS), or copper 23 or M23: aluminum Note: E.M.C. is only for karma (K) gauges.	O	SP: naked solder pads SD: solder dots RL: round copper leads FR: flat copper leads CW: enamel insulated copper wires

KC-A Pattern Diaphragm Strain Gauges: 20.0mm, 350Ω and 1000Ω



Schematic Diagram:

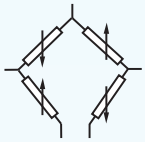

Dimensions in mm and inch	
Grid Diameter	Backing Diameter
19.0	20.0
0.748	0.787

Suggested Ordering Codes

ECF-350-20KC-(11)-O-SP
ECF-350-20KC-(23)-O-SP
EKF-1000-20KC-(11)-O-SD
EKF-1000-20KC-(23)-O-SD

Variants: *1C*3-350-20KC-A-(*7)-*9-*10, and *1K*3-1000-20KC-A-(*7)-*9-*10

Option *1	Option *3	Option *7	Option *9	Option *10
Gauge Type	Backing Material (Working Temp.)	S.T.C. or E.M.C.	Creep Code	Solder-pad Finishing
E: encapsulated O: open faced	F (-30 ~ +80°C) E (-30 ~ +80°C) B (-45 ~ +150°C) I (-60 ~ +160°C) A (-160 ~ +200°C)	11 or M11: martensitic steel (e.g., mild steel, 17-4PH SS) 16 or M16: austenitic steel (e.g., 304 SS), or copper 23 or M23: aluminum Note: E.M.C. is only for karma (K) gauges.	O	SP: naked solder pads SD: solder dots RL: round copper leads FR: flat copper leads CW: enamel insulated copper wires

BCM SENSOR TECHNOLOGIES BVBA

Industriepark Zone 4, Brechtsebaan 2
B-2900 Schoten - Antwerpen, BELGIUM

Tel.: +32-3-238 6469
Fax: +32-3-238 4171

website: www.bcmsensor.com
email: sales@bcmsensor.com

Diaphragm Strain Gauges for Force and Pressure Transducers

KC-B Pattern Diaphragm Strain Gauges: 20.0mm, 350Ω and 1000Ω



Schematic Diagram:

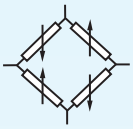

Dimensions in mm and inch	
Grid Diameter	Backing Diameter
19.0	20.0
0.748	0.787

Suggested Ordering Codes

ECF-350-20KC-B-(11)-O-SP
ECF-350-20KC-B-(23)-O-SP
EKF-1000-20KC-B-(11)-O-SD
EKF-1000-20KC-B-(23)-O-SD

Variants: *1C*3-350-20KC-B-(*7)-*9-*10, and *1K*3-1000-20KC-B-(*7)-*9-*10

Option *1	Option *3	Option *7	Option *9	Option *10
Gauge Type	Backing Material (Working Temp.)	S.T.C. or E.M.C.	Creep Code	Solder-pad Finishing
E: encapsulated O: open faced	F (-30 ~ +80°C) E (-30 ~ +80°C) B (-45 ~ +150°C) I (-60 ~ +160°C) A (-160 ~ +200°C)	11 or M11: martensitic steel (e.g., mild steel, 17-4PH SS) 16 or M16: austenitic steel (e.g., 304 SS), or copper 23 or M23: aluminum Note: E.M.C. is only for karma (K) gauges.	O	SP: naked solder pads SD: solder dots RL: round copper leads FR: flat copper leads CW: enamel insulated copper wires

Note: The listed specifications and dimensions are subject to change without prior notice.

BCM SENSOR TECHNOLOGIES BVBA

Industriepark Zone 4, Brechtsebaan 2
B-2900 Schoten - Antwerpen, BELGIUM

Tel.: +32-3-238 6469
Fax: +32-3-238 4171

website: www.bcmsensor.com
email: sales@bcmsensor.com